

UBP FLEX - SWISS VALUE CREATORS

Monthly Institutional Factsheet | 29.01.2021

For Professional Investors in Switzerland or Professional Investors as defined by the relevant laws.

PERFORMANCE & KEY METRICS

ISIN: LU2228920588 (ID - Share CHF) NAV: 1008.25 CHF

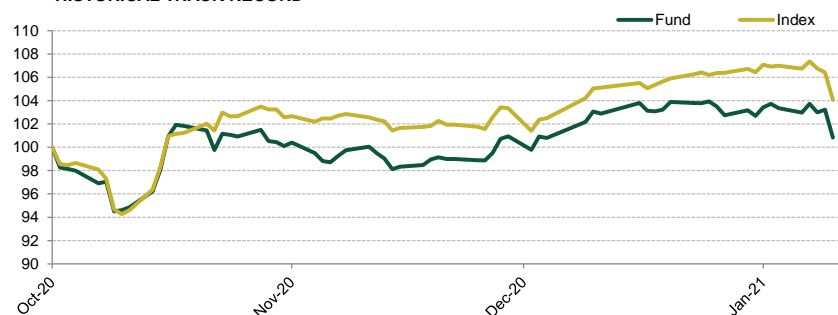
PERFORMANCE

	Fund ¹	Index ²
January 2021	-2.01%	-1.01%
YTD	-2.01%	-1.01%
1Y	-	-
3Y	-	-
5Y	-	-
Since inception*	0.83%	4.05%
2020	-	-
2019	-	-
2018	-	-

*Inception date : 20.10.2020

Past performance is not a guide to current or future results. See the disclaimer at the end of this document.

HISTORICAL TRACK RECORD *



* rebased at 100

KEY METRICS**

	Fund ¹	Index ²	Fund ¹	Index ²
Annualised Volatility %	18.16	18.04	Sharpe Ratio	0.20 / 0.86
Annualised Tracking Error %	6.34	-	Information Ratio	-1.87 / -
Beta	0.94	-	Jensen's Alpha %	-11.02 / -
Max Drawdown %	-5.15	-5.40	Active Share	59.26 / -
Drawdown begins at	23.10.2020	23.10.2020	Dividend Yield %	1.95 / -
Period to recover (number of weeks)	1	1	AUM (CHF Mn)	73.85 / -

**Statistics computed since inception except Active share, Dividend Yield and AUM which are based on the current portfolio holdings

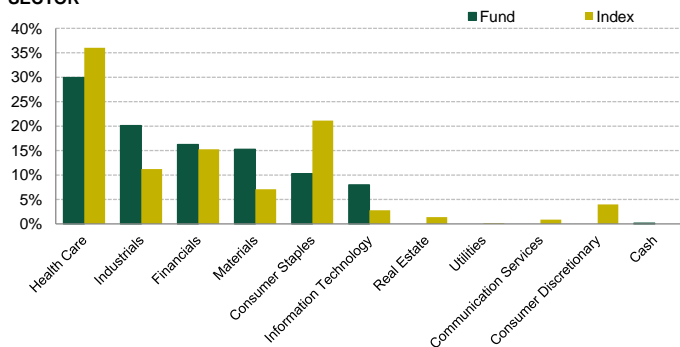
Source: UBP; data as at 29.01.2021

¹ Based on UBP Flex - Swiss Value Creators ID-Share net of fees, CHF, ISIN: LU2228920588

² The index is the Swiss Performance Index, provided for information purposes only. The investment objective does not aim to replicate the index.

PORTFOLIO BREAKDOWNS

SECTOR



Source: UBP; data as at 29.01.2021

The index is the Swiss Performance Index, provided for information purposes only. The investment objective does not aim to replicate the index.

TOP 10 HOLDINGS

Name	Portfolio Weight (end)	Index Weight (end)	Country	Sector
ROCHE HLDG AG - BDJ	11.07%	14.31%	Switzerland	Health Care
NESTLE N	10.28%	19.11%	Switzerland	Consumer Staples
PARTNERS GRP HLDG N	6.14%	1.59%	Switzerland	Financials
SIKA RG	6.09%	2.28%	Switzerland	Materials
LOGITECH INTL N	5.82%	1.07%	Switzerland	Information Technology
ZURICH INSUR GRP N	5.70%	3.55%	Switzerland	Financials
LONZA GROUP AG	5.69%	2.81%	Switzerland	Health Care
GEBERIT N	5.31%	1.34%	Switzerland	Industrials
GIVAUDAN SA -NOMIN.-	4.87%	1.90%	Switzerland	Materials
SCHINDLER HLDG PS	4.62%	0.64%	Switzerland	Industrials
Total	65.6%	48.6%		

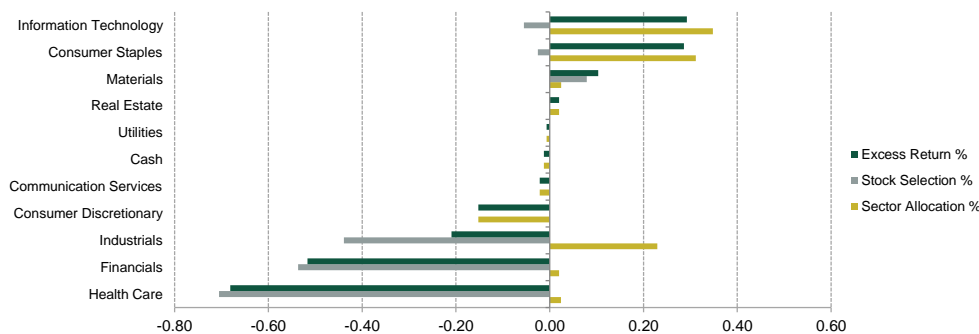
Source: UBP; data as at 29.01.2021

The index is the Swiss Performance Index, provided for information purposes only. The investment objective does not aim to replicate the index.

PERFORMANCE ATTRIBUTION

SECTOR PERFORMANCE ATTRIBUTION

Period	30/12/2020 - 29/01/2021
Net Return %	-2.01
Index Return %	-1.01
Excess Return %	-0.99
Allocation %	0.78
Selection %	-1.68
Currency %	0.00
Residual %	0.00
Others %	-0.10



Source: UBP; data as at 29.01.2021

Past performance is not a guide to current or future results. See the disclaimer at the end of this document.

TOP CONTRIBUTORS / DETRACTORS

MAIN RELATIVE CONTRIBUTORS

Name	Portfolio Weight (avg)	Index Weight (avg)	Portfolio Return	Portfolio Contribution	Excess Return Contribution	Country	Sector
VAT GROUP N	4.14%	0.42%	12.41%	0.46%	0.46%	Switzerland	Industrials
LOGITECH INTL N	5.63%	1.02%	8.08%	0.42%	0.40%	Switzerland	Information Technology
NOVARTIS NOM		13.47%			0.36%	Switzerland	Health Care
NESTLE N	10.33%	19.08%	-4.05%	-0.43%	0.28%	Switzerland	Consumer Staples
SIG COMBI GRP RG	4.15%	0.38%	3.31%	0.13%	0.16%	Switzerland	Materials

MAIN RELATIVE DETRACTORS

Name	Portfolio Weight (avg)	Index Weight (avg)	Portfolio Return	Portfolio Contribution	Excess Return Contribution	Country	Sector
CEMBRA MONEY BANK N	4.57%	0.20%	-9.42%	-0.44%	-0.39%	Switzerland	Financials
BELIMO HLDG -NOM-	3.09%	0.24%	-10.55%	-0.32%	-0.28%	Switzerland	Industrials
BACHEM HLDG AG NOM B	2.90%	0.13%	-9.86%	-0.29%	-0.26%	Switzerland	Health Care
ABB LTD -NOM.-		3.12%			-0.23%	Switzerland	Industrials
VIFOR PHARMA RG	2.12%	0.41%	-12.81%	-0.28%	-0.21%	Switzerland	Health Care

Source: UBP; data as at 29.01.2021

The index is the Swiss Performance Index, provided for information purposes only. The investment objective does not aim to replicate the index.

Past performance is not a guide to current or future results. See the disclaimer at the end of this document.

HISTORICAL ANALYSIS

PORTFOLIO DATA

	Jan-21	Dec-20	Nov-20	Oct-20	Sep-20	Aug-20	Jul-20
Top 10 holdings weight	65.6%	65.2%	61.8%	-	-	-	-
Number of holdings	20	20	20	-	-	-	-
Large Caps (> CHF 5 billion)	86.4%	86.0%	87.0%	-	-	-	-
Mid Caps (CHF 1.5-5 billion)	13.6%	14.0%	13.0%	-	-	-	-
Small Caps (< CHF 1.5 billion)	0.0%	0.0%	0.0%	-	-	-	-

Source: UBP; data as at 29.01.2021

GENERAL INFORMATION

Name	UBP Flex - Swiss Value Creators	Applicable Management fee ¹	ID CHF: 1.00%
Legal form	Luxembourg Domiciled Umbrella SICAV, RAIF (Reserved Alternative Investment Fund)	Performance fee	-
Base Currency	CHF	Registered Countries ²	LU, SG,
Currency Hedged Share Classes	USD, EUR, GBP	ISIN	ID CHF: LU2228920588
Cut-off time	13:00 (LU time)	Bloomberg Ticker	ID CHF: UBSVCIC LX
Inception date	20/10/2020	Investment Manager	Union Bancaire Privée, UBP SA
UBP Flex - Swiss Value Creators	125'000 EUR or eq	Depository Bank	BNP Paribas Securities Services, Luxembourg Branch
Liquidity	Daily	Administrator	CACEIS Bank, Luxembourg Branch

¹ Main share classes mentioned. Other share classes are available. I: Institutional share class. D: Distribution share class.

² We remind you that depending on the country, certain share classes may or may not be registered. Please inform yourself about them before any subscription.

Subscriptions to shares of the Fund can only be made on the basis of the current Key Investor Information Document (KIID), the full prospectus of the Fund, accompanied by the latest available audited annual report and the latest semi-annual report, if published thereafter and available from the fund's headquarters, the general distributor (Union Bancaire Privée, UBP SA, Geneva), or from the local representative for their country.

DISCLAIMER

The fund is registered for distribution to Professional Investors in Luxembourg and for Accredited Investors in Singapore. In Hong Kong, it may only be offered to Professional Investors. This fund may only be distributed to duly authorised local entities. Any subscriptions not based on the funds' latest prospectuses, annual or semi-annual reports or other relevant legal documents (the "Funds' Legal Documents") shall not be acceptable. The funds mentioned in the present document are not registered for public distribution in any jurisdiction and no public marketing may be carried out for them.