



UBAM - EM SUSTAINABLE CORPORATE BOND

Monthly Institutional Factsheet | | 29.01.2021

For Professional Investors in Switzerland or Professional Investors as defined by the relevant laws

PERFORMANCE & KEY METRICS

ISIN : LU1668159244 (IC - Share USD) NAV: 118.40 USD

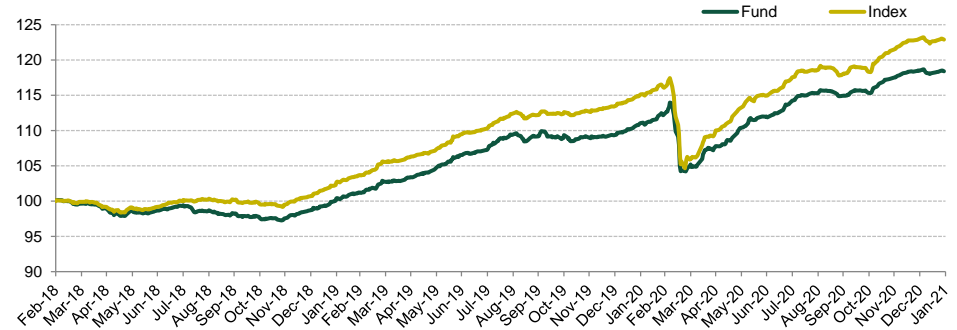
PERFORMANCE

	Fund ¹	Index ²
January 2021	-0.06%	-0.07%
YTD	-0.06%	-0.07%
1Y	6.62%	6.75%
3Y	-	-
5Y	-	-
Since inception*	18.40%	22.90%
2020	8.36%	8.47%
2019	10.84%	12.67%
2018	-	-

*Inception date : 28.02.2018

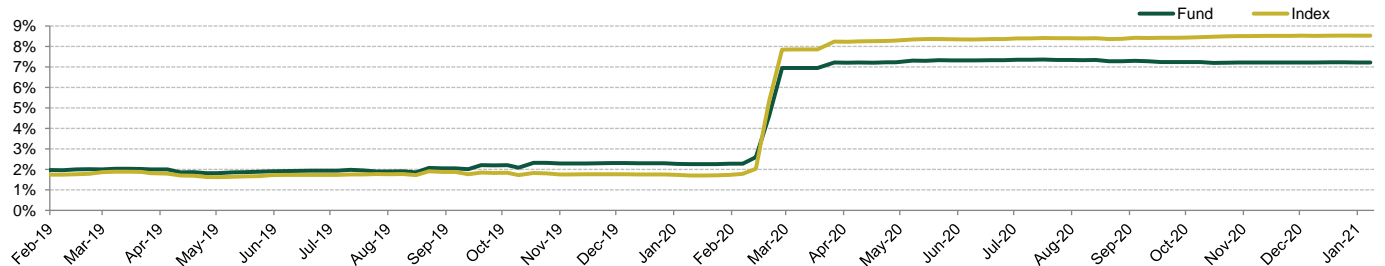
Past performance is not a guide to current or future results. See the disclaimer at the end of this document.

HISTORICAL TRACK RECORD *



* rebased at 100

1 YEAR-ROLLING VOLATILITY



KEY METRICS

	Fund ¹	Index ²
Annualised Volatility** (%)	4.55	5.16
Annualised Tracking Error** (%)	1.36	-
Sharpe Ratio** (%)	0.92	1.07
Yield to Worst (%)	2.79	3.31
Running Yield (%)	4.23	-
Active Share	83.52	-

**Statistics computed since inception

Source: UBP; data as at 29.01.2021

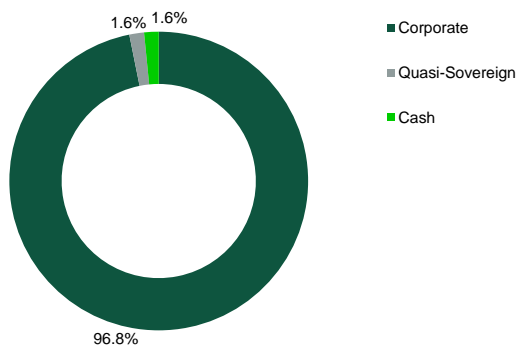
¹ Based on UBAM - EM Sustainable Corporate Bond IC-Share net of fees, USD, ISIN: LU1668159244

² The index is the JPM CEMBI Diversified, provided for information purposes only. The investment objective does not aim to replicate the index.

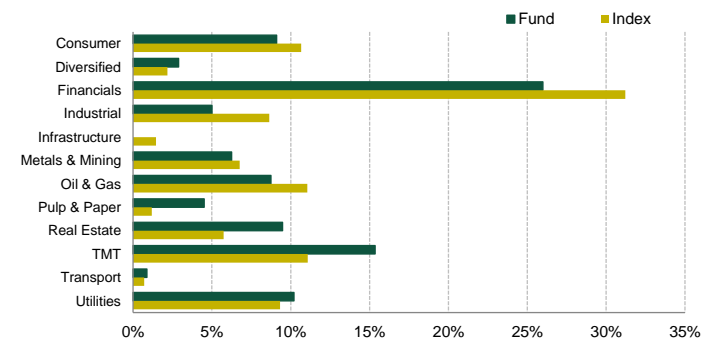
	Fund ¹	Index ²
Modified Duration	5.24	5.03
Average Coupon (%)	4.59	4.75
Average Rating	BBB-	BBB-
Average Life, in year	6.01	6.00
Number of EM issuers	109	484
AUM (USD Mn)	129.92	-

PORTFOLIO BREAKDOWNS

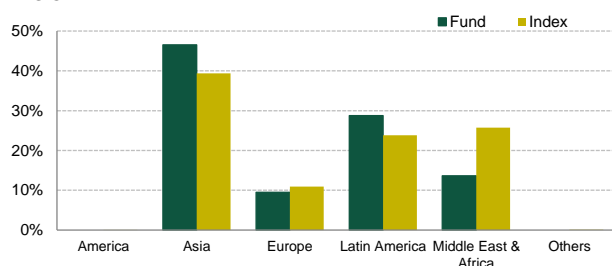
ISSUER TYPE



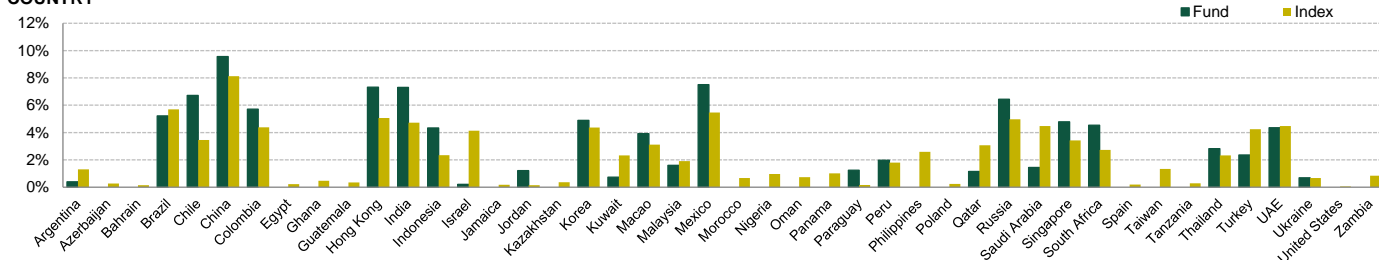
SECTOR



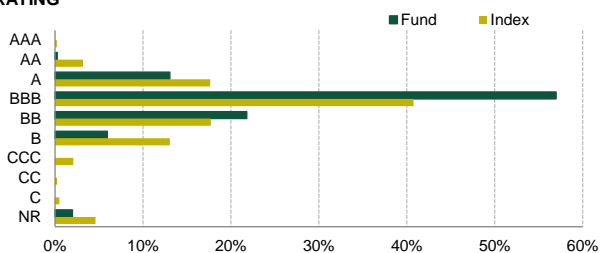
REGION



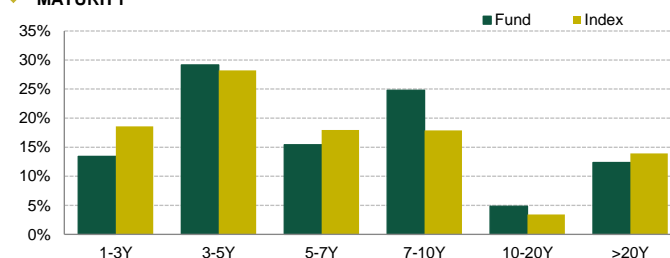
COUNTRY



RATING



MATURITY



Source: UBP; data as at 29.01.2021

Issuer Type and credit rating breakdowns are based on the full portfolio holdings. Sector, Region, Country and Maturity breakdowns are based on EM holdings only. The index is the JPM CEMBI Diversified, provided for information purposes only. The investment objective does not aim to replicate the index.

TOP 10 HOLDINGS*

Name	Weight (%)	Coupon (%)	Currency	Maturity	Rating	Country	Sector
VEON HOLDINGS BV RegS	1.81	4.00	USD	09/04/2025	BBB-	Russian Federation	TMT
CELULOSA ARAUCO Y CONSTITUCION SA RegS	1.81	5.15	USD	29/01/2050	BBB-	Chile	Pulp & Paper
SK INNOVATION CO LTD RegS	1.73	4.13	USD	13/07/2023	BBB-	Republic of South Korea	Oil & Gas
GOLD FIELDS OROGEN HOLDINGS (BVI) 144A	1.71	5.13	USD	15/05/2024	BBB-	South Africa	Metals & Mining
LUKOIL SECURITIES BV RegS	1.65	3.88	USD	06/05/2030	BBB+	Russian Federation	Oil & Gas
BBVA BANCOMER SA (TEXAS BRANCH) RegS	1.47	5.13	USD	18/01/2033	BB	Mexico	Financials
EMIRATES NBD BANK PJSC RegS	1.47	6.13	USD	31/12/2049	B	United Arab Emirates	Financials
GOLD FIELDS OROGEN HOLDINGS (BVI) RegS	1.42	6.13	USD	15/05/2029	BBB-	South Africa	Metals & Mining
COLOMBIA TELECOMUNICACIONES SA ESP RegS	1.42	4.95	USD	17/07/2030	BBB-	Colombia	TMT
BANGKOK BANK PUBLIC CO LTD (HONG K MTN RegS)	1.39	3.73	USD	25/09/2034	BBB-	Thailand	Financials
Total	15.88						

Source: UBP; data as at 29.01.2021

*Top 10 holdings are based on EM Holdings only.

PERFORMANCE ATTRIBUTION

MONTHLY ATTRIBUTION SUMMARY

	Fund (%)	Index (%)	Difference (%)
Total Return (gross of fees)	0.01	-0.07	0.08
Carry Rate Effect	0.05	0.06	-0.01
Carry Spread Effect	0.16	0.22	-0.06
Duration Parallel Shift Effect	-0.70	-0.80	0.10
Duration Reshaping Effect	0.26	0.28	-0.02
Spread Effect	0.24	0.17	0.07
FX Effect	0.00	0.00	0.00
Residual	0.00	0.00	0.00

COUNTRY AND SECTOR CONTRIBUTION

Country: Top 5 Spread Effect Contributors

Country	Portfolio Weight (avg) (%)	Index Weight (%)	Difference Weight (%)	Portfolio Return (%)	Index Return (%)	Spread Effect (%)
Argentina	0.31	1.50	-1.19	1.05	-6.30	0.11
China	10.63	8.68	1.95	0.43	-0.31	0.08
Chile	5.90	3.53	2.37	0.16	0.17	0.03
Colombia	5.32	4.44	0.88	-0.95	-2.03	0.02
Hong Kong	8.24	4.99	3.25	0.11	0.18	0.02

Country: Top 5 Spread Effect Detractors

Country	Portfolio Weight (avg) (%)	Index Weight (%)	Difference Weight (%)	Portfolio Return (%)	Index Return (%)	Spread Effect (%)
Mexico	7.40	4.69	2.71	-1.16	-1.06	-0.05
United Arab Emirates	4.27	4.31	-0.04	0.43	0.95	-0.04
Turkey	1.53	4.17	-2.64	0.71	1.20	-0.03
Saudi Arabia	1.44	4.44	-3.00	-0.66	-0.18	-0.02
India	5.64	4.54	1.10	0.43	0.64	-0.01

Sector: Spread Effect

Sector	Portfolio Weight (avg) (%)	Index Weight (%)	Difference Weight (%)	Portfolio Return (%)	Index Return (%)	Spread Effect (%)
Oil & Gas	10.44	11.48	-1.04	-0.24	-1.24	0.09
Consumer Products	10.91	13.77	-2.86	-0.35	-0.29	0.01
Utilities	8.10	10.13	-2.03	-0.26	-0.22	0.01
Banks	34.79	35.93	-1.14	0.25	0.31	0.01
Metals & Mining	5.08	5.10	-0.02	0.34	0.23	0.00
Cash	6.24	0.00	6.24	0.00	0.00	-0.01
Industrials	14.54	14.24	0.30	0.13	0.14	-0.01

Source: UBP; data as at 29.01.2021

The index is the JPM CEMBI Diversified, provided for information purposes only. The investment objective does not aim to replicate the index.

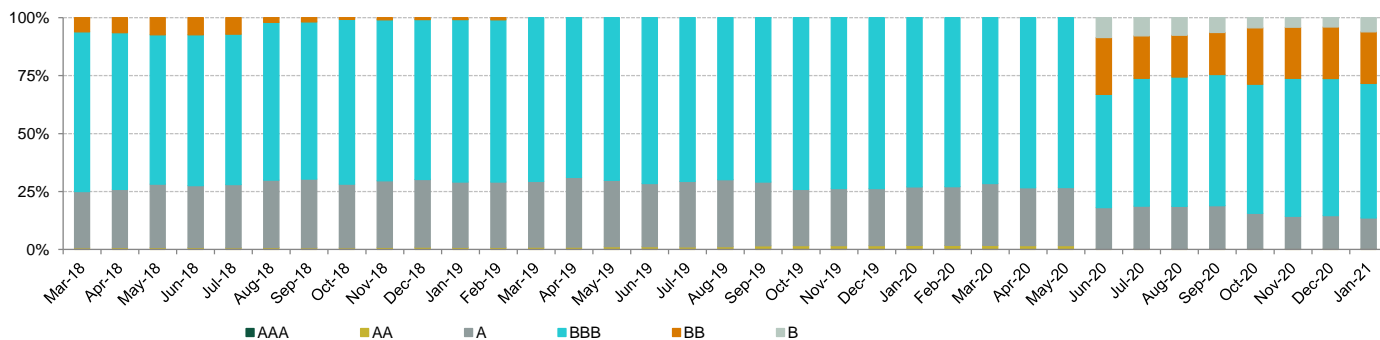
Past performance is not a guide to current or future results. See the disclaimer at the end of this document.

HISTORICAL ANALYSIS

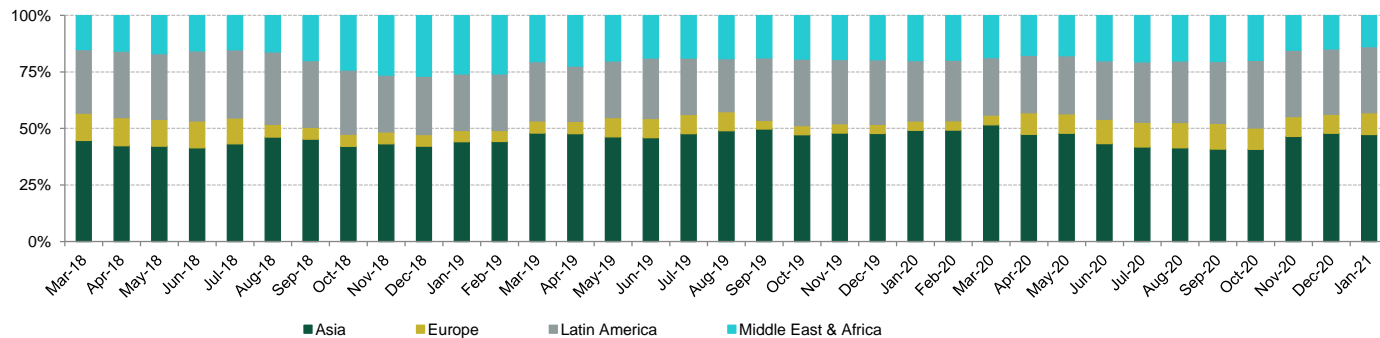
PORTFOLIO DATA

	Jan-21	Dec-20	Nov-20	Oct-20	Sep-20	Aug-20	Jul-20
Top 10 EM holdings weight	15.9%	15.7%	16.4%	16.9%	17.2%	18.9%	18.8%
Number of holdings	128	122	119	123	111	112	112
Yield to Worst	2.8%	2.6%	2.7%	2.7%	2.9%	3.1%	3.3%
Average Rating	BBB-	BBB	BBB	BBB	BBB+	BBB	BBB

PORTFOLIO CREDIT QUALITY



REGIONAL ALLOCATION



Source: UBP; data as at 29.01.2021

	Fund*	Index
ESG Quality Score	6.0	4.0
Environmental	5.4	4.6
Social	5.2	4.7
Governance	4.1	3.4
ESG Rating	A	BB

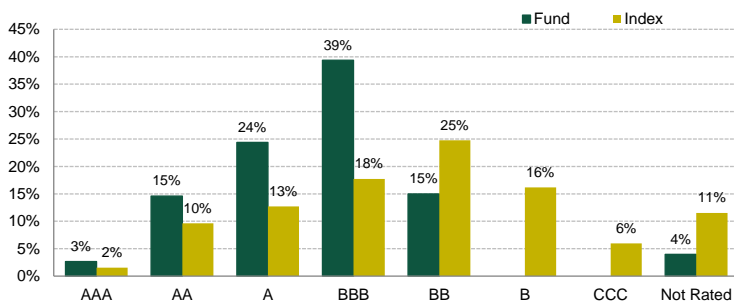
Source: @2021 MSCI ESG Research LLC – Reproduced by permission; data as at 29.01.2021
 The MSCI methodology, used to calculate the ESG quality score, was changed in April 2019.
 *Based on bond holdings only (excluding cash)

◆ **Weighted Average Carbon Intensity* (Tons CO2 / Sales in million of USD)**

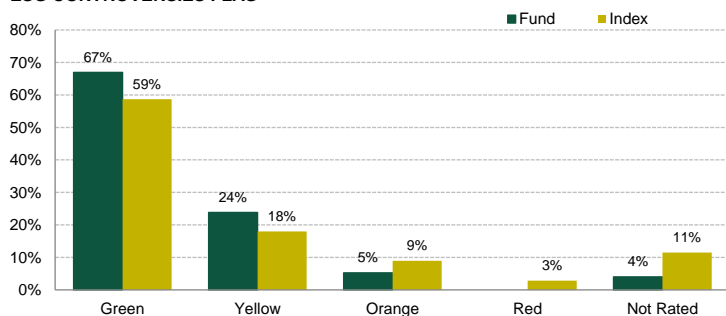
	Fund*	Index
Weight Average Carbon Intensity	387.4	696.0

Source: @2021 MSCI ESG Research LLC – Reproduced by permission; data as at 29.01.2021
 *Based on equity holdings only (excluding cash)

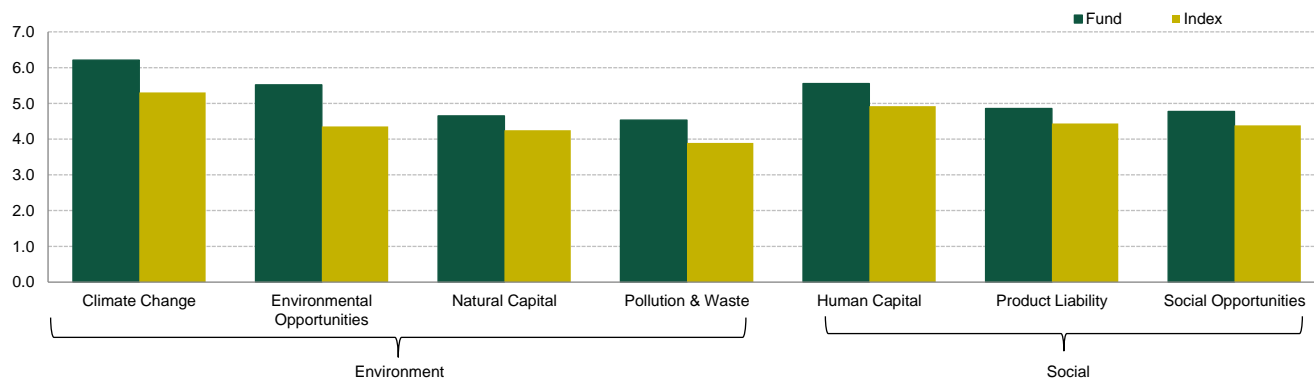
◆ **ESG RATING***



◆ **ESG CONTROVERSIES FLAG***



◆ **ESG THEME SCORES***



Source: @2021 MSCI ESG Research LLC – Reproduced by permission; data as at 29.01.2021
 *Based on bond holdings only (excluding cash)

Although UBP SA's information providers, including without limitation, MSCI ESG Research LLC and its affiliates (the "ESG Parties"), obtain information from sources they consider reliable, none of the ESG Parties warrants or guarantees the originality, accuracy and/or completeness of any data herein. None of the ESG Parties makes any express or implied warranties of any kind, and the ESG Parties hereby expressly disclaim all warranties of merchantability and fitness for a particular purpose, with respect to any data herein. None of the ESG Parties shall have any liability for any errors or omissions in connection with any data herein. Further, without limiting any of the foregoing, in no event shall any of the ESG Parties have any liability for any direct, indirect, special, punitive, consequential or any other damages (including lost profits) even if notified of the possibility of such damages.

◆ ESG Rating

The ESG Rating is derived from ESG Quality Score. The score is mapped to a seven-letter scale: best (AAA) to worst (CCC). The ESG Quality Score is mapped to a Letter Rating as follows: [8.6, 10] -> AAA; [7.1, 8.6] -> AA; [5.7, 7.1] -> A; [4.3, 5.7] -> BBB; [2.9, 4.3] -> BB; [1.4, 2.9] -> B, [0; 1.4] -> CCC.

◆ ESG Quality Score

The ESG Quality Score represents either the ESG Ratings Final Industry-Adjusted Score or Government Adjusted ESG Score of the issuer. ESG Ratings indicate how well an issuer manages its most material ESG risks relative to sector peers. Government Ratings indicates overall environmental, social, and governance (ESG) performance of a region. While the three underlying scores (Environmental, Social, Governance) are absolute scores, the ESG Quality Score is relative to industry/regional peers and thus cannot be easily deducted from the three underlying scores. The net exposure of ESG rating positive trend, ESG rating negative trend and ESG tail risk (specifically holdings with CCC and B ESG Ratings) are applied as a multiplier to the weighted average score to calculate the ESG Quality Score.

◆ Environmental Score

The ESG Environmental Score represents either the Intangible Value Assessment (IVA) Environmental Pillar Score or Government Rating Environmental Pillar Score of the issuer. The score indicates how well an issuer manages its environmental issues. Score ranges from 0-10. The Environmental Pillar Score represents the weighted average of all Key Issues that fall under the Environment Pillar.

◆ Social Score

The ESG Social Score represents either the Intangible Value Assessment (IVA) Social Pillar Score or Government Rating Social Pillar Score of the issuer. The score indicates how well an issuer manages its social issues. Score ranges from 0-10. The Social Pillar Score represents the weighted average of all Key Issues that fall under the Social Pillar.

◆ Governance Score

The ESG Governance Score represents either the Intangible Value Assessment (IVA) Governance Pillar Score or Government Rating Governance Pillar Score of the issuer. The score indicates how well an issuer manages its governance issues. Score ranges from 0-10. The Governance Pillar Score represents the weighted average of all Key Issues that fall under the Governance Pillar.

GENERAL INFORMATION

Name	UBAM - EM Sustainable Corporate Bond	Applicable Management fee ¹	AC USD: 1.30% IC USD: 0.65% UC USD: 0.65%
Legal form	Sub-fund of UBAM, Luxembourg Domiciled SICAV, UCITS	Registered Countries ²	AT, CH, DE, DK, ES, FI, FR, IT, LU, NL, NO, SE, UK, SG,
Base Currency	USD	ISIN	AC USD LU1668157388 IC USD: LU1668159244 UC USD: LU1668160929
Currency Hedged Share Classes	CHF, EUR, GBP, SEK, SGD	Bloomberg Ticker	AC USD UBSHGAC LX IC USD: UBSHGIC LX
Cut-off time	13:00 (LU time)	Investment Manager	Union Bancaire Privée, UBP SA
Inception date	28/02/2018	Depository Bank	BNP Paribas Securities Services, Luxembourg Branch
Minimum Investment	None	Administrator	CACEIS Bank, Luxembourg Branch
Liquidity	Daily		

¹ Main share classes mentioned. Other share classes are available. I: Institutional share class. U: RDR compliant share class. C: Capitalisation share class.

² We remind you that depending on the country, certain share classes may or may not be registered. Please inform yourself about them before any subscription.

Subscriptions to shares of the Fund can only be made on the basis of the current Key Investor Information Document (KIID), the full prospectus of the Fund, accompanied by the latest available audited annual report and the latest semi-annual report, if published thereafter and available from the fund's headquarters, the general distributor (Union Bancaire Privée, UBP SA, Geneva), or from the local

DISCLAIMER

This is a marketing document and is intended for informational and/or marketing purposes only. This document is confidential and is intended only for the use of the person(s) to whom it was delivered. This document may not be reproduced (in whole or in part) or delivered, given, sent or in any other way made accessible, to any other person without the prior written approval of Union Bancaire Privée, UBP SA or any entity of the UBP Group ("UBP"). This document reflects the opinion of UBP as of the date of issue.

This document is for distribution only to persons who are Qualified Investors in Switzerland or Professional Clients, Eligible Counterparties or equivalent category of investors as defined by the relevant laws (all such persons together being referred to as "relevant persons"). This document is directed only at relevant persons and must not be acted on or relied on by persons who are not relevant persons. It is not intended for distribution, publication, or use, in whole or in part, in any jurisdiction where such distribution, publication, or use would be unlawful, nor is it directed to any person or entity to which it would be unlawful to direct such a document. In particular, this document may not be distributed in the United States of America and/or to US Persons (including US citizens residing outside the United States of America).

This document has not been produced by UBP's financial analysts and is not to be considered as financial research. It is not subject to any guidelines on financial research and independence of financial analysis.

Reasonable efforts have been made to ensure that the content of this document is based on information and data obtained from reliable sources. However, UBP has not verified the information from third sources in this document and does not guarantee its accuracy or completeness. UBP accepts no liability whatsoever and makes no representation, warranty or undertaking, express or implied, for any information, projections or any of the opinions contained herein or for any errors, omissions or misstatements. The information contained herein is subject to change without prior notice. UBP gives no undertaking to update this document or to correct any inaccuracies in it which may become apparent.

This document may refer to the past performance of investment interests. **Past performance is not a guide to current or future results.** The value of investment interests can fall as well as rise. Any capital invested may be at risk and you may not get back some or all of your original capital. In addition, any performance data included in this document does not take into account fees and expenses charged on issuance and redemption of securities nor any taxes that may be levied. Changes in exchange rates may cause increases or decreases in your return.

All statements other than statements of historical fact in this document are "forward-looking statements". Forward-looking statements are not guarantees of future performance. The financial projections included in this document do not represent forecasts or budgets, but are purely illustrative examples based on a series of current expectations and assumptions which may not eventuate. The actual performance, results, financial condition and prospects of an investment interest may differ materially from those expressed or implied by the forward-looking statements in this document as the projected or targeted returns are inherently subject to significant economic, market and other uncertainties that may adversely affect performance. UBP disclaims any obligation to update any forward-looking statement, as a result of new information, future events or otherwise.

It should not be construed as advice or any form of recommendation to purchase or sell any security or funds. It does not replace a prospectus or any other legal documents that can be obtained free of charge from the registered office of a fund or from UBP. The opinions herein do not take into account individual investors' circumstances, objectives, or needs. Each investor must make his/her own independent decision regarding any securities or financial instruments mentioned herein and should independently determine the merits or suitability of any investment. In addition, the tax treatment of any investment in the fund(s) mentioned herein depends on each individual investor's circumstances. Investors are invited to read carefully the risk warnings and the regulations set out in the prospectus or other legal documents and are advised to seek professional advice from their financial, legal and tax advisors. The tax treatment of any investment in the Fund depends on your individual circumstances and may be subject to change in the future.

The document neither constitutes an offer nor a solicitation to buy, subscribe for or sell any currency, funds, product or financial instrument, make any investment, or participate in any particular trading strategy in any jurisdiction where such an offer or solicitation would not be authorised, or to any person to whom it would be unlawful to make such an offer or invitation. Telephone calls to the telephone number stated in this presentation may be recorded. When calling this number, UBP will assume that you consent to this recording.

UBP is authorised and regulated in Switzerland by the Swiss Financial Market Supervisory Authority and is authorised in the United Kingdom by the Prudential Regulation Authority. UBP is subject to regulation by the Financial Conduct Authority and limited regulation by the Prudential Regulation Authority.

Any subscriptions not based on the funds' latest prospectuses, KIID, annual or semi-annual reports or other relevant legal document shall not be acceptable.

The latest prospectus, articles of association, KIID and annual and semi-annual reports of the funds presented herein (the "Funds' Legal Documents") may be obtained free of charge from Union Bancaire Privée, UBP SA, 96-98 rue du Rhône, P.O. Box 1320, 1211 Geneva 1 ("UBP").

The Funds' Legal Documents may also be obtained free of charge from UBP Asset Management (Europe) S.A., 287-289 route d'Arlon, 1150 Luxembourg, Grand Duchy of Luxembourg, and from Union Bancaire Gestion Institutionnelle (France) SAS, 116 avenue des Champs-Élysées, 75008 Paris, France.

The Swiss representative and paying agent of the foreign funds mentioned herein is UBP. The Funds' Legal Documents may be obtained free of charge from UBP, as indicated above.