



## UBAM (CH) - SWISS SMALL AND MID CAP EQUITY

Class A CHF (distribution share)

Factsheet | April 2023

Portfolio mainly invested in equities issued by companies quoted in Switzerland

## FUND CHARACTERISTICS

Fund domicile	SWITZERLAND
Currency	CHF
NAV	254.15
Fund's AUM	CHF 20.86 mio
Track record since	08 October 2010
Minimum investment	1 share
Subscription	Daily
Redemption	Daily
Price publication	www.ubp.com
Management fee All-in	1.40 %
Number of holdings	43
Last dividend/Date	16.08.2022
ISIN	CH0117983723
Telekurs	11798372
Bloomberg ticker	USEXECA SW
Index	SWISS SPI EXTRA - Composite - CHF

**The benchmark is for information purposes only. The investment objective does not aim at replicating the benchmark.**

On 16 October 2015, UBAM (CH) - Swiss Excellence Equity became UBAM (CH) - Swiss Small and Mid Cap Equity, refocusing its investment strategy on small and mid-cap companies.

## SPECIFIC RISKS

**Liquidity risk:** A market's possible inability to absorb given trading volumes, thus affecting the purchase and sales of positions held by the sub-fund.

**Counterparty risk:** When a third party (borrower or structure) is not able to meet its obligations to the sub-fund, which may adversely affect the value.

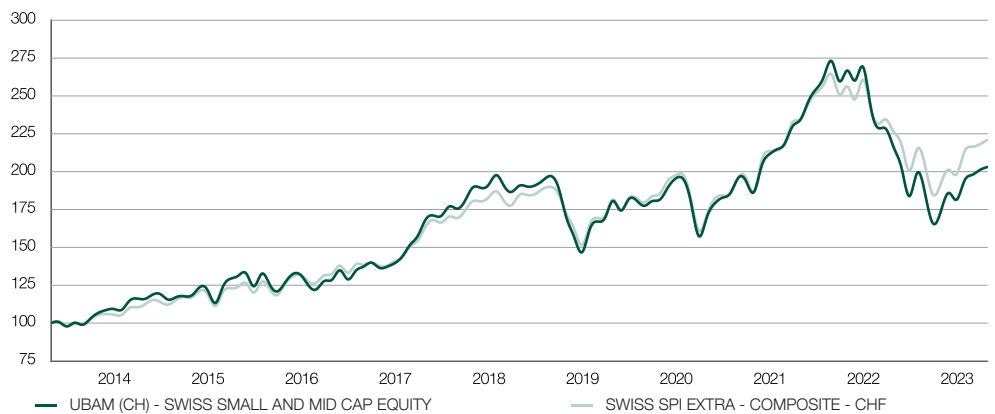
## ABOUT THE FUND

The fund offers access to global growth opportunities through high-quality Swiss small- and mid-cap stocks.

UBAM (CH) - Swiss Small and Mid Cap Equity is actively managed and integrates ESG considerations along its investment process. The Fund benefits from the Swiss legal fund structure.

The concentrated portfolio is a reflection of the investment team's high-conviction ideas in the Swiss non-large cap space.

## PERFORMANCE EVOLUTION CHF (NET OF FEES)



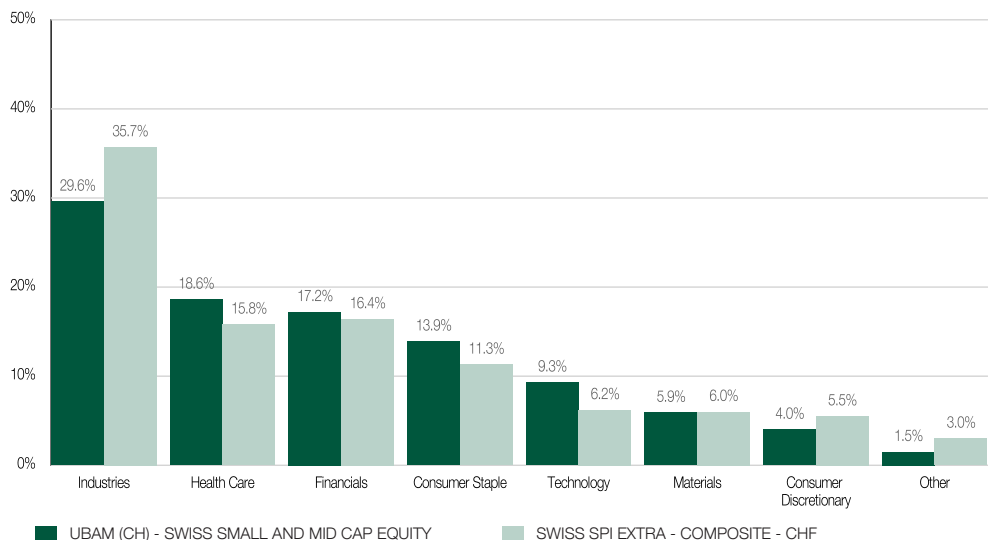
Performance over 5 years or since inception. Source of data: UBP. Exchange rate fluctuations can have a positive or a negative impact on performance. Past performance is not a reliable indicator of future results. The value of investments can fall as well as rise.

## PERFORMANCE HISTORY CHF (NET OF FEES)

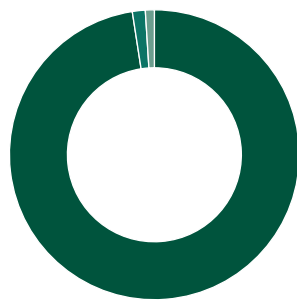
	April 2023	YTD	2022	2021	2020	2019	2018
UBAM (CH) - SWISS SMALL AND MID CAP EQUITY	1.01 %	11.91 %	-32.60 %	27.27 %	8.22 %	33.16 %	-23.24 %
SWISS SPI EXTRA - COMPOSITE - CHF	1.32 %	9.33 %	-24.02 %	22.19 %	8.07 %	30.42 %	-17.23 %
	3 months	6 months	1 year	3 years	5 years	10 Years	Since inception
UBAM (CH) - SWISS SMALL AND MID CAP EQUITY	4.61 %	16.67 %	-5.95 %	20.42 %	7.09 %	105.34 %	159.49 %
SWISS SPI EXTRA - COMPOSITE - CHF	1.71 %	13.84 %	-2.38 %	25.49 %	18.61 %	121.78 %	193.57 %

Since launch. Source of data: UBP. Exchange rate fluctuations can have a positive or a negative impact on performance. Past performance is not a reliable indicator of future results. The value of investments can fall as well as rise. Past performance figures are stated in the currency of the share class and calculated with dividends reinvested; they are free of ongoing charges. The calculation does not take into account sales commissions and other fees, taxes and applicable costs to be paid by the investor. For example, with an investment of EUR 100, the actual investment would amount to EUR 99 in the case of an entrance fee of 1%. At investor level, additional costs may also be incurred (e. g. front-end load or custody fee charged by the financial intermediary).

## SECTOR COMPARISON



Source of data: UBP

**COUNTRY BREAKDOWN**


Switzerland 97.6 %  
Austria 1.4 %  
Other 1.0 %

Source of data: UBP

**MAIN HOLDINGS**

Asset	Sector	Fund weight	Index weight
CHOCOLADEFABRIKEN LINDT &	Consumer Staples	8.5%	3.7%
JULIUS BAER GRUPPE AG	Financials	5.0%	4.3%
VAT GROUP AG	Industrials	4.0%	2.7%
SIG GROUP N AG	Materials	3.7%	2.6%
KUEHNE UND NAGEL INTERNATIONAL AG	Industrials	3.3%	4.7%
STRAUMANN HOLDING AG	Health Care	3.2%	4.8%
BARRY CALLEBAUT AG	Consumer Staples	3.2%	2.2%
GEORG FISCHER AG	Industrials	2.7%	1.7%
SWISSQUOTE GROUP HOLDING SA	Financials	2.7%	0.7%
BELIMO N AG	Industrials	2.6%	1.4%

Source of data: UBP

**PORTFOLIO COMPOSITION - MONTHLY EVOLUTION**

	April	March	February	January	December
Weight of the top ten holdings	38.81 %	39.47 %	39.25 %	38.29 %	37.69 %
Number of holdings	43	44	43	44	46
Large caps (> USD 10 billion)	36.78 %	36.71 %	26.21 %	27.47 %	24.04 %
Mid caps (USD 2-10 billion)	45.51 %	45.49 %	52.62 %	51.87 %	52.61 %
Small caps (< USD 2 billion)	17.72 %	17.80 %	21.16 %	20.66 %	23.35 %

Source of data: UBP

**ADMINISTRATION**
**General distributor**

Union Bancaire Privée, UBP SA, 96-98 rue du Rhône, CH-1211 Geneva 1

**Fund Management Company**

GÉRIFONDS SA, 2 rue du Maupas, 1002 Lausanne

**Custodian bank**

Banque Cantonale Vaudoise, 14 place Saint Francois, 1003 Lausanne

**Auditor**

KPMG SA, Genève

**Legal form**

Investment fund incorporated under Swiss law, belonging to the "Other funds for traditional investments" category

**REGISTRATION AND DOCUMENTATION**
**Countries where Distribution is Authorised**

Switzerland

Registered office

Gérifonds SA, Lausanne

**GLOSSARY**
**Benchmark**

Index used as basis for measuring the performance of an investment fund. Also called reference index or comparison index.

**Derivatives**

Derivatives are financial instruments whose prices depend on the price movements in a reference variable, known as the underlying. Underlying assets may be shares, equity indices, government bonds, currencies, interest rates, commodities like wheat and gold, or

also swaps. Derivative financial instruments may be unconditional forward transactions or they may be options. They are traded either on futures and options exchanges on standardised terms, or over-the-counter (OTC) on freely negotiated terms. Changes in the price of the underlying lead in certain situations to considerably higher price fluctuations in the derivative. Derivatives can be used to hedge against financial risks, to speculate on price changes (trading) or to take advantage of price differences between markets (arbitrage).

**This is a marketing document and is intended for informational and/or marketing purposes only. It is confidential and is intended to be used only by the person(s) to whom it was delivered.** It may not be reproduced (in whole or in part) or delivered, given, sent or in any other way made accessible, to any other person without the prior written approval of Union Bancaire Privée, UBP SA or any entity of the UBP Group (UBP). This document reflects the opinion of UBP as of the date of issue. This document is for distribution only to persons who are Professional clients in Switzerland or Professional Clients or an equivalent category of investor as defined by the relevant laws (all such persons together being referred to as "Relevant Persons").

This document is directed only at Relevant Persons and must not be acted on or relied on by persons who are not Relevant Persons. It is not intended for distribution, publication, or use, in whole or in part, in any jurisdiction where such distribution, publication, or use would be unlawful, nor is it directed at any person or entity at which it would be unlawful to direct such a document. In particular, this document may not be distributed in the United States of America and/or to US persons (including US citizens residing outside the United States of America). This document has not been produced by UBP's financial analysts and is not to be considered financial research. It is not subject to any guidelines on financial research and independence of financial analysis. Reasonable efforts have been made to ensure that the content of this document is based on information and data obtained from reliable sources. However, UBP has not verified the information from third sources in this document and does not guarantee its accuracy or completeness. UBP makes no representations, provides no warranty and gives no undertaking, express or implied, regarding any of the information, projections or opinions contained herein, nor does it accept any liability whatsoever for any errors, omissions or misstatements. The information contained herein is subject to change without prior notice. UBP gives no undertaking to update this document or to correct any inaccuracies in it which may become apparent. This document may refer to the past performance of investment interests. **Past performance is not a guide to current or future results.** The value of investment interests can fall as well as rise. Any capital invested may be at risk and investors may not get back some or all of their original capital. Any performance data included in this document does not take into account fees, commissions, and expenses charged on issuance and redemption of securities, nor any taxes that may be levied. Changes in exchange rates may cause increases or decreases in investors' returns. All statements other than statements of historical fact in this document are "forward-looking statements". Forward-looking statements do not guarantee future performances. The financial projections included in this document do not constitute forecasts or budgets; they are purely illustrative examples based on a series of current expectations and assumptions which may not eventuate. The actual performance, results, financial condition and prospects of an investment interest may differ materially from those expressed or implied by the forward-looking statements in this document as the projected or targeted returns are inherently subject to significant economic, market and other uncertainties that may adversely affect performance. UBP also disclaims any obligation to update forward-looking statements, as a result of new information, future events or otherwise. The contents of this document should not be construed as any form of advice or recommendation to purchase or sell any security or funds. It does not replace a prospectus or any other legal documents, which can be obtained free of charge from the registered office of a fund or from UBP. The opinions herein do not take into account individual investors' circumstances, objectives, or needs. Each investor must make their own independent decision regarding any securities or financial instruments mentioned herein and should independently determine the merits or suitability of any investment. In addition, the tax treatment of any investment in the fund(s) mentioned herein depends on each individual investor's circumstances. Investors are invited to carefully read the risk warnings and the regulations set out in the prospectus or other legal documents and are advised to seek professional counsel from their financial, legal and tax advisors. The tax treatment of any investment in a Fund depends on the investor's individual circumstances and may be subject to change in the future. This document should not be deemed an offer nor a solicitation to buy, subscribe to, or sell any currency, funds, products, or financial instruments, to make any investment, or to participate in any particular trading strategy in any jurisdiction where such an offer or solicitation would not be authorised, or to any person to whom it would be unlawful to make such an offer or solicitation. Telephone calls to the telephone number stated in this presentation may be recorded. UBP will assume that, by calling this number, you consent to this recording.

Any subscriptions not based on the funds' latest prospectuses with integrated fund contracts, KIIDs, annual or semi-annual reports (the "Funds' Legal Documents") shall not be acceptable. The Funds' Legal Documents may be obtained free of charge from Gérifonds SA, 2 rue du Maupas, 1002 Lausanne, Switzerland, or from **BCV, 14 place Saint Francois, 1003 Lausanne, Switzerland** or from Union Bancaire Privée, UBP SA, 96-98 rue du Rhône, P.O. Box 1320, 1211 Geneva 1, Switzerland.

# UBAM (CH) - SWISS SMALL AND MID CAP EQUITY

UBP is authorised and regulated in Switzerland by the Swiss Financial Market Supervisory Authority (FINMA). The head office is Union Bancaire Privée, UBP SA, 96-98 rue du Rhône, P.O. Box 1320, 1211 Geneva 1, Switzerland. [ubp@ubp.com](mailto:ubp@ubp.com) | [www.ubp.com](http://www.ubp.com)