



UBAM - GLOBAL EMERGING EQUITY

Class AC EUR (capitalisation share)

Factsheet | July 2019

FUND CHARACTERISTICS

Legal form	UBAM is a Luxembourg SICAV (UCITS, Part I of the Luxembourg law of 17/12/2010)
Fund domicile	LU - Luxembourg
Currency	EUR
NAV	110.00
Fund's AUM	USD 40.28 mio
Track record since	31 October 2013
New sub-manager since	09 November 2015
Minimum investment	-
Subscription	Daily
Redemption	Daily
Price publication	www.ubp.com
Management fee	1.50 %
Number of holdings	91
ISIN	LU0782412760
Telekurs	18557863
Index	MSCI DAILY TR NET EMERGING MARKETS USD

The benchmark is for information purposes only. The investment objective does not aim at replicating the benchmark.

The performance figures up to 9 November 2015 are for the UBAM - Multifunds Emerging Markets fund, which was subsequently absorbed by the compartment concerned here.



SPECIFIC RISKS

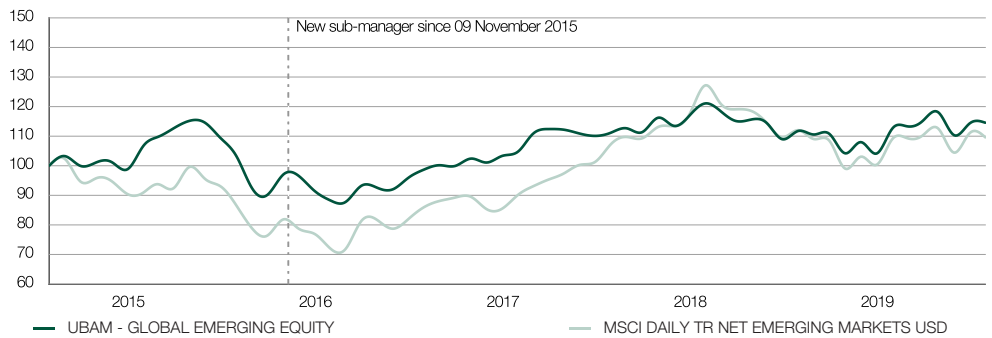
- Emerging market risk: The Fund invests in overseas markets which carry a higher risk than investing in larger established markets. Investments in emerging markets are likely to experience greater rises and falls in value. Emerging markets are also more likely to experience political and/or legal uncertainty and investments held in these countries may not have the same protection as those held in more developed countries. The Fund may invest via the Shanghai Hong Kong Stock Connect (HKSC). It means that the Fund will be subject to rules and regulations issued/amended by HKSC particularly about quota limitation and trading suspension. When using the HKSC the Fund will be subject to operational risk, clearing settlement and custody risk.
- Regulatory risk: The Stock Connect is novel in nature, and is subject to regulations that are not tested so far and there is no certainty as to how they will be applied. Moreover, the current regulations are subject to change.
- Full details of risks are disclosed in the chapter 'Risk Factors' in the prospectus.

ABOUT THE FUND

The Fund seeks to grow your capital and generate income primarily by investing in equities of companies (i) having their registered office, or (ii) carrying on a major part of their commercial activity, or (iii) as holding companies owning predominant interests in companies with their registered office or (iv) listed on qualified exchanges of Regulated Markets or (v) primarily operate or (vi) have a majority of their income, profits, assets, production activities or other commercial interests, in emerging countries. These countries include, but are not limited to, the following: Mexico, Hong Kong, Singapore, Turkey, Poland, the Czech Republic, Hungary, Israel, South Africa, Chile, Slovakia, Greece, Brazil, the Philippines, Argentina, Thailand, South Korea, Colombia, Taiwan, Indonesia, India, China, Romania, Saudi Arabia, Ukraine, Malaysia, Croatia and Russia. For investments in China, the Fund may invest up to 25% of its net assets in China A-Shares through the Shanghai-Hong Kong Stock Connect.

It is an actively managed, well diversified portfolio of stocks invested in several currencies. The Fund's performance can therefore be affected by fluctuations in those currencies against the US Dollar.

PERFORMANCE EVOLUTION EUR (NET OF FEES)



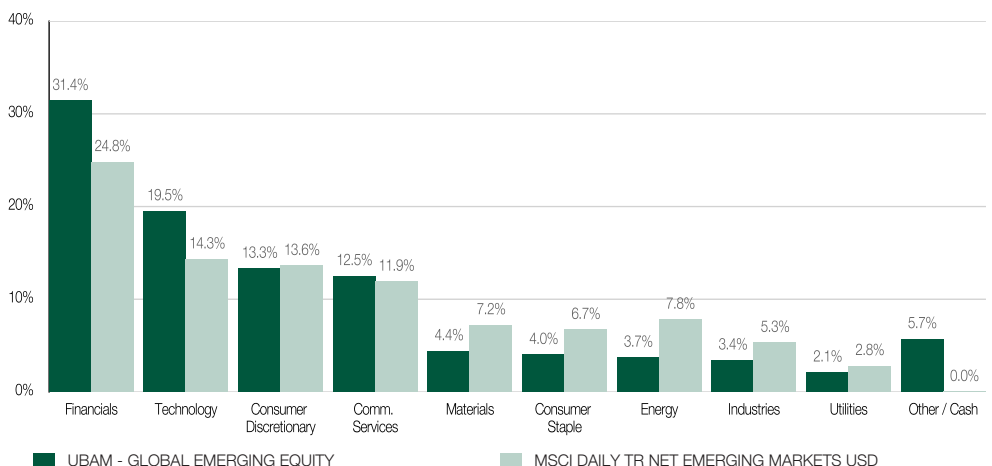
Performance over 5 years or since inception. Source of data: UBP. Exchange rate fluctuations can have a positive or a negative impact on performance. Past performance is not a reliable indicator of future results. The value of investments can fall as well as rise.

PERFORMANCE HISTORY EUR (NET OF FEES)

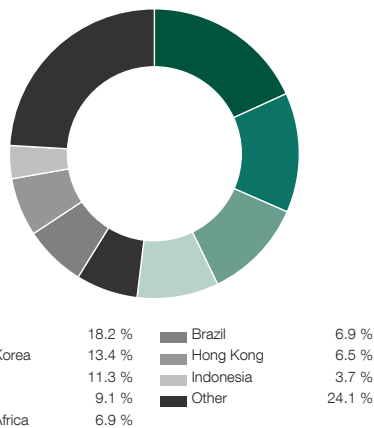
	YTD	2018	2017	2016	2015	2014
UBAM - GLOBAL EMERGING EQUITY	10.02 %	-10.99 %	13.20 %	13.01 %	-7.47 %	5.97 %
MSCI DAILY TR NET EMERGING MARKETS USD	9.24 %	-14.58 %	37.28 %	11.19 %	-14.92 %	-2.19 %
	July 2019	3 months	1 year	3 years	5 years	Since inception
UBAM - GLOBAL EMERGING EQUITY	0.26 %	-3.01 %	2.50 %	16.07 %	14.55 %	19.02 %
MSCI DAILY TR NET EMERGING MARKETS USD	-1.22 %	-2.67 %	-2.18 %	27.44 %	9.57 %	15.12 %

Since launch. Source of data: UBP. Exchange rate fluctuations can have a positive or a negative impact on performance. Past performance is not a reliable indicator of future results. The value of investments can fall as well as rise. Past performance figures are stated in the currency of the share class and calculated with dividends reinvested; they are free of ongoing charges. The calculation does not take into account sales commissions and other fees, taxes and applicable costs to be paid by the investor. For example, with an investment of EUR 100, the actual investment would amount to EUR 99 in the case of an entrance fee of 1%. At investor level, additional costs may also be incurred (e. g. front-end load or custody fee charged by the financial intermediary).

SECTOR COMPARISON



Source of data: UBP

COUNTRY BREAKDOWN


Source of data: UBP

MAIN HOLDINGS

Asset	Sector	Fund weight	Index weight
TENCENT HLDG	Comm. Services	5.5%	4.9%
TAIWAN SEMICONDUCTOR	Technology	5.0%	3.8%
SAMSUNG ELECTRONICS	Technology	4.8%	3.4%
ALIBABA GRP SP ADS	Consumer Discretionary	4.4%	4.5%
PING AN INS -H-	Financials	2.7%	1.2%
NASPERS -N-	Consumer Discretionary	2.6%	2.0%
ITAUNIBANCO PFD RG	Financials	2.5%	0.8%
INFOSYS TECHNO DS	Technology	2.4%	0.7%
CHINA CONSTRCT BK-H	Financials	2.2%	1.4%
BANCO BR SP ADR PFD	Financials	1.8%	0.0%

PORTFOLIO COMPOSITION MONTHLY EVOLUTION

	July	June	May	April	March
Weight of the top ten holdings	33.99 %	33.94 %	32.05 %	32.87 %	31.52 %
Number of holdings	91	92	95	95	98
Large caps (> USD 5 billion)	78.91 %	80.18 %	79.52 %	80.21 %	77.90 %
Mid caps (USD 1.5-5 billion)	18.42 %	17.93 %	18.61 %	18.56 %	20.81 %
Small caps (< USD 1.5 billion)	2.66 %	1.89 %	1.87 %	1.22 %	1.29 %

Source of data: UBP

ADMINISTRATION
Management Company

UBP Asset Management (Europe) S.A., 287-289, route d'Arlon, L-1150 Luxembourg

General distributor, Swiss representative and Swiss paying agent

Union Bancaire Privée, UBP SA, 96-98 rue du Rhône, CH-1211 Geneva 1

Administrative agent, registrar and transfer agent

CACEIS Bank Luxembourg Branch, 5, allée Scheffer, L-2520 Luxembourg

Custodian bank

BNP Paribas Securities Services Luxembourg Branch 60 avenue J.F. Kennedy, L-1855 Luxembourg

Auditor

Deloitte Audit S.à.r.l., 560 rue de Neudorf, L-2220 Luxembourg

Legal form

UBAM is a Luxembourg SICAV (UCITS, Part I of the Luxembourg law of 17/12/2010)

REGISTRATION AND DOCUMENTATION
Countries where Distribution is Authorised

Depending on the country, certain share classes may or may not be registered for public distribution. The registered share classes are recorded in a Key Investor Information Document (KIID). Investors are invited to inform themselves about the registered share classes or to request copies of the relevant KIIDs from the fund's headquarters, the general distributor (Union Bancaire Privée, UBP SA, Geneva), or from the local representative for their country.

Registered office	UBP Asset Management (Europe) S.A., 287-289, route d'Arlon, L-1150 Luxembourg
Austria	Erste Bank der Österreichischen Sparkassen AG, 21 Graben, A-1010 Wien
Belgium	Caceis Belgium Fund Administration Service & Technology Network Belgium, Avenue du Port 86 C, b320, B-1000 Bruxelles
France	Caceis Bank, 1-3, Place Valhubert, F-75206 Paris Cedex 13
Germany	Sal. Oppenheim Jr. & Cie. KGaA, 4 Unter Sachsenhausen, D-50667 Köln
Italy	State Street Bank S.p.A., con sede legale in Via Ferrante Aporti, 10, 20125 Milano Allfunds Bank S.A., via Santa Margherita 7, I-20121 Milano BNP Paribas Securities Services, Succursale di Milano, con sede in Milano, Piazza Lina Bo Bardi, 3
Portugal	BEST - Banco Electronico de Serviço Total S.A., Praça Marquês de Pompal, no. 3 - 3º 1250 - 161 Lisboa
Singapore	Union Bancaire Privée, UBP SA, Singapore Branch, Level 24, One Raffles Quay, South Tower, Singapore 048583
Spain	Allfunds Banks S.a., 57 Nuria, E-28034 Madrid UBP Gestion Institucional S.A., Avenida Diagonal 520 2º, 2a-B, E-08006 Barcelona
Sweden	Skandinaviska Enskilda Banken AB (PUBL) ("SEB"), 106 40 Stockholm
Switzerland	Union Bancaire Privée, UBP SA, 96-98 rue du Rhône, CH-1211 Genève 1
United Kingdom	Union Bancaire Privée, 26 St James's Square, London SW1Y 4JH
OTHER COUNTRIES	Countries where distribution is authorised : Finland, Netherlands, Gibraltar

GLOSSARY
Benchmark

Index used as basis for measuring the performance of an investment fund. Also called reference index or comparison index.

Derivatives

Derivatives are financial instruments whose prices depend on the price movements in a reference variable, known as the underlying. Underlying assets may be shares, equity indices, government bonds, currencies, interest rates, commodities like wheat and gold, or also swaps. Derivative financial instruments may be unconditional forward transactions or they may be options. They are traded either on futures and options exchanges on standardised terms, or over-the-counter (OTC) on freely negotiated terms. Changes in the price of the underlying lead in certain situations to considerably higher price fluctuations in the derivative. Derivatives can be used to hedge against financial risks, to speculate on price changes (trading) or to take advantage of price differences between markets (arbitrage).

THIS IS A MARKETING DOCUMENT. It reflects the opinion of Union Bancaire Privée, UBP SA or any entity of the UBP Group (hereinafter "UBP") as of the date of issue. It is not intended for distribution, publication, or use in any jurisdiction where such distribution, publication, or use would be unlawful, nor is it directed at any person or entity at which it would be unlawful to direct such a document.

This document has been made on a best-effort basis, is furnished for information purposes only and does not constitute an offer or a recommendation to purchase or sell any security, unless otherwise provided for in the present disclaimer. The opinions herein do not take into account individual investors' circumstances, objectives, or needs. Each investor must make his own independent decisions regarding any securities or financial instruments mentioned herein. Before entering into any transaction, each investor is urged to consider the suitability of the transaction in relation to his particular circumstances and to independently review, with professional advisors as necessary, the specific risks incurred, in particular at financial, regulatory and tax levels.

UBAM - GLOBAL EMERGING EQUITY

The information and analysis contained herein has been based on sources believed to be reliable. However, UBP does not guarantee its timeliness, accuracy, or completeness, nor does it accept any liability for any loss or damage resulting from its use. All information and opinions are subject to change without notice. **PAST PERFORMANCE IS NO GUARANTEE OF CURRENT OR FUTURE RETURNS.** This document has not been produced by UBP's financial analysts and is not to be considered as financial research. The investments mentioned herein may be subject to risks that are difficult to quantify and to integrate into the valuation of investments.

The present document constitutes neither an offer nor a solicitation to subscribe for shares in the fund(s) or sub-fund(s) mentioned, in any jurisdiction where such an offer or solicitation would not be authorised, or to any person to whom it would be unlawful to make such an offer or solicitation. It does not replace the prospectus or any other legal documents that can be obtained free of charge from the registered office of the funds.

Any subscriptions not based on the fund's latest prospectus, KIID or annual or semi-annual reports shall not be acceptable. This document is confidential and intended only for the use of the person to whom it was delivered. This document may not be reproduced (in whole or in part) or delivered to any other person without the prior written approval of UBP.

The Swiss representative and paying agent is Union Bancaire Privée, UBP SA, 96-98, rue du Rhône, P.O. Box 1320, 1211 Geneva 1, Switzerland (UBP). The prospectus, articles of association, KIID and annual and semi-annual reports may be obtained free of charge from UBP as well as from UBP Asset Management (Europe) SA, 287-289 route d'Arlon, 1150 Luxembourg, Grand Duchy of Luxembourg.

In Switzerland, UBP is authorised and regulated by the Swiss Financial Market Supervisory Authority (FINMA); in the United Kingdom, it is authorised by the Prudential Regulation Authority (PRA) and regulated by the Financial Conduct Authority (FCA).