



UBAM - DYNAMIC US DOLLAR BOND

Monthly Institutional Factsheet | 31.03.2021

For Professional Investors in Switzerland or Professional Investors as defined by the relevant laws

PERFORMANCE & KEY METRICS

ISIN : LU0132661827 (IC - Share USD)

NAV : 236.42 USD

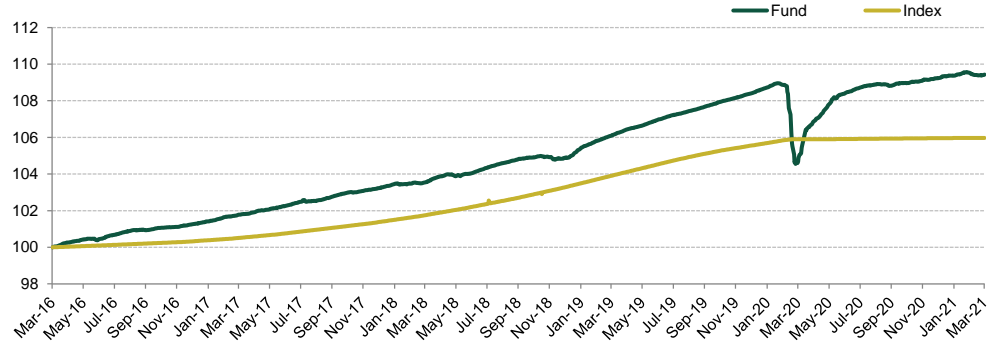
PERFORMANCE

	Fund ¹	Index ²
March 2021	-0.11%	0.00%
YTD	0.17%	0.01%
1Y	4.54%	0.07%
3Y	5.70%	4.16%
5Y	9.42%	5.97%
Since inception*	19.82%	12.87%
2020	0.77%	0.38%
2019	3.37%	2.22%
2018	1.60%	1.87%

*Inception date : 31.12.2007

Past performance is not a guide to current or future results. See the disclaimer at the end of this document.

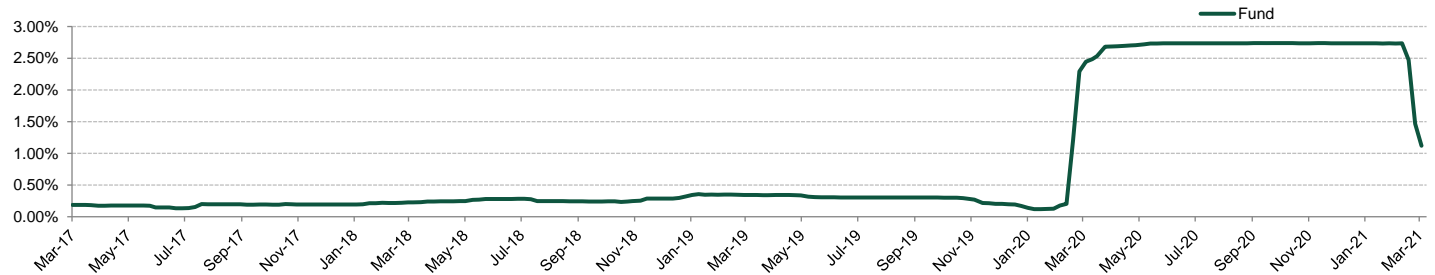
5-YEAR TRACK RECORD *



* rebased at 100

Source: UBP; data as at 31.03.2021

1 YEAR-ROLLING VOLATILITY



Source: UBP; data as at 31.03.2021

KEY METRICS

	Fund	Fund
Yield in %	0.6	Number of holdings (bond portfolio)
Spread over USD cash in bp	58	135
Modified duration, in years	-0.1	Top 10 holdings (bond portfolio), %
Average life, core portfolio, in months	20.0	16.6
Credit spread duration	2.0	Average coupon, in %
Average rating	BBB+	1.9
Size, in M USD	1350.4	Floating rate notes, in %
Volatility (260 days), in %	0.9	64.6
		Fixed, in %
		33.5
		Single name CDS, in %
		0.0

Source: Bloomberg, UBP; data as at 31.03.2021

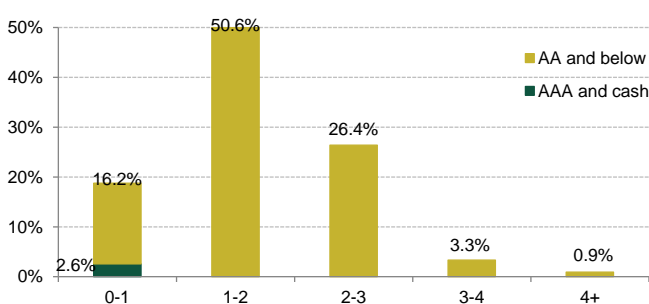
¹ Based on IC-Share class (LU0132661827, UBMSIC LX), net of fees

² The index is the ICE BofAML USD Overnight Deposit Index since 01.01.2016, provided for information purposes only. (Prior: Citigroup USD 3-month Eurodeposit in USD Index)

The investment objective does not aim to replicate the index.

PORTFOLIO BREAKDOWN

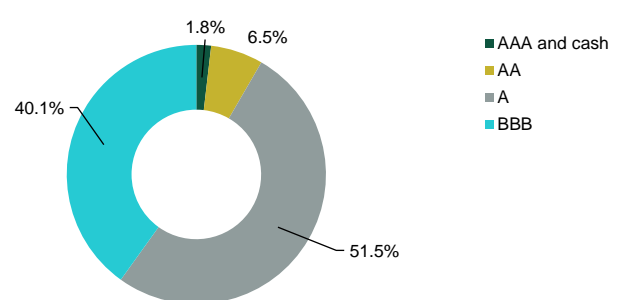
MATURITY *



Source: UBP; data as at 31.03.2021

*Core portfolio excluding CDS indices overlay

RATING



◆ SECTOR

	Weight	Average Life
Cash	1.8%	0.0
Banks	64.7%	1.7
Industrials	9.4%	1.5
Autos	0.1%	2.9
Consumer	9.2%	1.2
Agencies	0.8%	1.5
Sovereign	0.0%	0.0
Utilities	4.4%	1.8
TMT	2.8%	2.4
Insurance	0.3%	1.8
CDS indices	6.4%	1.8
Total	100%	1.6

Source: UBP; data as at 31.03.2021

◆ COUNTRY

	Weight	Average Life
Cash	1.8%	0.0
United States	37.6%	0.6
United Kingdom	9.3%	1.7
Japan	7.7%	1.6
France	7.7%	1.8
Switzerland	5.7%	1.6
China	4.4%	1.2
Australia	4.1%	1.6
Spain	3.8%	1.9
Canada	3.7%	1.8
Europe	3.2%	5.2
Others	10.9%	4.2
Total	100%	1.6

TOP 10 ISSUERS

Name	Sector	Weight	Average Life
Mizuho Bank	Banks	3.1%	1.5
Goldman Sachs	Banks	3.1%	1.4
BPCE	Banks	3.1%	1.5
Morgan Stanley	Banks	3.0%	1.5
Bank of China	Banks	3.0%	1.1
Standard Chartered	Banks	3.0%	1.7
Bank of Tokyo-Mitsubishi	Banks	2.9%	1.6
ING Bank	Banks	2.8%	1.6
Santander	Banks	2.6%	1.7
UBS Group	Banks	2.5%	1.2
Total		29.1%	

Source: UBP; data as at 31.03.2021

PERFORMANCE ATTRIBUTION*

Period	Excess return before fees	Core portfolio	Overlay	Others
MTD	-7	-6	-1	0
YTD	26	15	11	0

Source: UBP; data as at 31.03.2021, excess return over Index

*in bps

Past performance is not a guide to current or future results. See the disclaimer at the end of this document.

HISTORICAL ANALYSIS

PORTFOLIO DATA

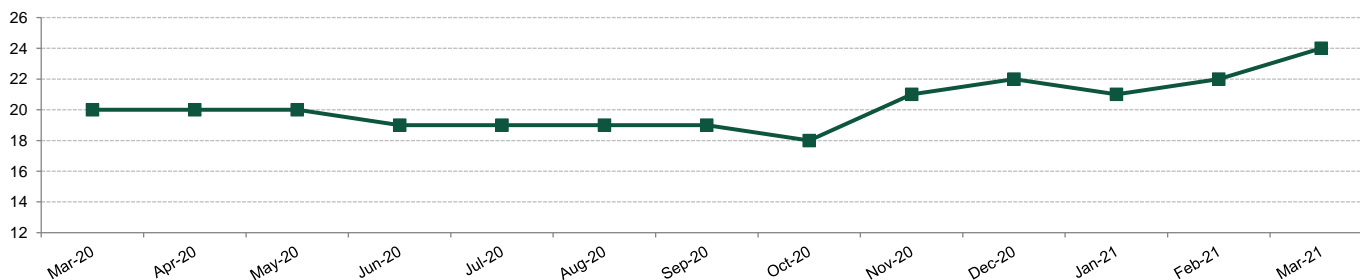
	Mar-21	Feb-21	Jan-21	Dec-20	Nov-20	Oct-20	Sep-20
Yield of the portfolio, in %	0.6	0.5	0.6	0.7	0.8	0.7	0.8
Yield of USD overnight cash, in %	0.1	0.1	0.1	0.1	0.1	0.1	0.1
Modified duration, in years	-0.1	-0.3	0.1	-0.2	-0.2	0.1	0.1
Average rating	BBB+	A-	A-	A-	A-	A-	A-
Top 10 Holdings, in %	16.6%	16.3%	15.5%	15.2%	14.4%	15.8%	15.3%
Number of holdings	135	138	138	143	158	141	144

MATURITY

Maturity bucket	Mar-21	Feb-21	Jan-21	Dec-20	Nov-20	Oct-20	Sep-20
0-1	18.8%	14.8%	17.1%	10.8%	11.4%	26.1%	22.8%
1-2	50.6%	54.4%	57.2%	58.5%	56.3%	54.7%	55.2%
2-3	26.4%	26.6%	22.3%	26.4%	28.5%	15.7%	17.8%
3-4	3.3%	3.0%	1.6%	2.5%	2.3%	1.6%	0.5%
4+	0.9%	1.2%	1.8%	1.8%	1.6%	1.8%	3.7%

Source: UBP; data as at 31.03.2021

◆ AVERAGE LIFE *



Source: UBP; data as at 31.03.2021

* Core portfolio excluding CDS indices overlay, in months

ESG SECTION

◆ ESG Quality Score and Rating

	Fund*
ESG Quality Score	8.6
Environmental	6.8
Social	4.5
Governance	4.8
ESG Rating	AA

Sources: UBP and MSCI ESG Research LLC – Reproduced by permission; data as at 31.03.2021

ESG Quality Score /10

*Based on bonds holdings only (excluding cash & derivatives)

◆ Weighted Average Carbon Intensity* (Tons CO2 / Sales in million of USD)

	Fund*
Weight Average Carbon Intensity	157.3

Source: @2021 MSCI ESG Research LLC – Reproduced by permission; data as at 31.03.2021

*Based on bonds holdings only (excluding cash & derivatives)

Although UBP SA's information providers, including without limitation, MSCI ESG Research LLC and its affiliates (the "ESG Parties"), obtain information from sources they consider reliable, none of the ESG Parties warrants or guarantees the originality, accuracy and/or completeness of any data herein. None of the ESG Parties makes any express or implied warranties of any kind, and the ESG Parties hereby expressly disclaim all warranties of merchantability and fitness for a particular purpose, with respect to any data herein. None of the ESG Parties shall have any liability for any errors or omissions in connection with any data herein. Further, without limiting any of the foregoing, in no event shall any of the ESG Parties have any liability for any direct, indirect, special, punitive, consequential or any other damages (including lost profits) even if notified of the possibility of such damages.

APPENDIX

◆ ESG Rating

The ESG Rating is derived from ESG Quality Score. The score is mapped to a seven-letter scale: best (AAA) to worst (CCC). The ESG Quality Score is mapped to a Letter Rating as follows: [8.6, 10] -> AAA; [7.1, 8.6] -> AA; [5.7, 7.1] -> A; [4.3, 5.7] -> BBB; [2.9, 4.3] -> BB; [1.4, 2.9] -> B, [0; 1.4] -> CCC.

◆ ESG Quality Score

The ESG Quality Score represents either the ESG Ratings Final Industry-Adjusted Score or Government Adjusted ESG Score of the issuer. ESG Ratings indicate how well an issuer manages its most material ESG risks relative to sector peers. Government Ratings indicates overall environmental, social, and governance (ESG) performance of a region. While the three underlying scores (Environmental, Social, Governance) are absolute scores, the ESG Quality Score is relative to industry/regional peers and thus cannot be easily deducted from the three underlying scores. The net exposure of ESG rating positive trend, ESG rating negative trend and ESG tail risk (specifically holdings with CCC and B ESG Ratings) are applied as a multiplier to the weighted average score to calculate the ESG Quality Score.

◆ Environmental Score

The ESG Environmental Score represents either the Intangible Value Assessment (IVA) Environmental Pillar Score or Government Rating Environmental Pillar Score of the issuer. The score indicates how well an issuer manages its environmental issues. Score ranges from 0-10. The Environmental Pillar Score represents the weighted average of all Key Issues that fall under the Environment Pillar.

◆ Social Score

The ESG Social Score represents either the Intangible Value Assessment (IVA) Social Pillar Score or Government Rating Social Pillar Score of the issuer. The score indicates how well an issuer manages its social issues. Score ranges from 0-10. The Social Pillar Score represents the weighted average of all Key Issues that fall under the Social Pillar.

◆ Governance Score

The ESG Governance Score represents either the Intangible Value Assessment (IVA) Governance Pillar Score or Government Rating Governance Pillar Score of the issuer. The score indicates how well an issuer manages its governance issues. Score ranges from 0-10. The Governance Pillar Score represents the weighted average of all Key Issues that fall under the Governance Pillar.

GENERAL INFORMATION

Name	UBAM - Dynamic US Dollar Bond	Applicable Management fee¹	AC USD: 0.30% IC USD: 0.15% UC USD: 0.15%
Legal form	Sub-fund of UBAM, Luxembourg Domiciled SICAV, UCITS	Registered Countries²	CH, DE, ES, FI, FR, IE, IT, LU, NL, SE, UK, CL, SG,
Base Currency	USD	ISIN	AC USD: LU0029761532 IC USD: LU0132661827 UC USD: LU0862296927
Currency Hedged Share Classes	CHF, EUR, GBP, SEK, SGD	Bloomberg Ticker	AC USD: UBMSSTD LX IC USD: UBMSSIC LX
Cut-off time	13:00 (LU time)	Investment Manager	Union Bancaire Privée, UBP SA
Inception date	31/12/2007*	Depository Bank	BNP Paribas Securities Services, Luxembourg Branch
Minimum Investment	None	Administrator	CACEIS Bank, Luxembourg Branch
Liquidity	Daily		

¹ Main share classes mentioned. Other share classes are available. I: Institutional share class. U: RDR compliant share class. C: Capitalisation share class.

² We remind you that depending on the country, certain share classes may or may not be registered. Please inform yourself about them before any subscription.

Subscriptions to shares of the Fund can only be made on the basis of the current Key Investor Information Document (KIID), the full prospectus of the Fund, accompanied by the latest available audited annual report and the latest semi-annual report, if published thereafter and available from the fund's headquarters, the general distributor (Union Bancaire Privée, UBP SA, Geneva), or from the local representative for their country.

* Current investment team took over the management of the sub-fund.

DISCLAIMER

This is a marketing document and is intended for informational and/or marketing purposes only. This document is confidential and is intended only for the use of the person(s) to whom it was delivered. This document may not be reproduced (in whole or in part) or delivered, given, sent or in any other way made accessible, to any other person without the prior written approval of Union Bancaire Privée, UBP SA or any entity of the UBP Group ("UBP"). This document reflects the opinion of UBP as of the date of issue.

This document is for distribution only to persons who are Qualified Investors in Switzerland or Professional Clients, Eligible Counterparties or equivalent category of investors as defined by the relevant laws (all such persons together being referred to as "relevant persons"). This document is directed only at relevant persons and must not be acted on or relied on by persons who are not relevant persons. It is not intended for distribution, publication, or use, in whole or in part, in any jurisdiction where such distribution, publication, or use would be unlawful, nor is it directed to any person or entity to which it would be unlawful to direct such a document. In particular, this document may not be distributed in the United States of America and/or to US Persons (including US citizens residing outside the United States of America).

This document has not been produced by UBP's financial analysts and is not to be considered as financial research. It is not subject to any guidelines on financial research and independence of financial analysis.

Reasonable efforts have been made to ensure that the content of this document is based on information and data obtained from reliable sources. However, UBP has not verified the information from third sources in this document and does not guarantee its accuracy or completeness. UBP accepts no liability whatsoever and makes no representation, warranty or undertaking, express or implied, for any information, projections or any of the opinions contained herein or for any errors, omissions or misstatements. The information contained herein is subject to change without prior notice. UBP gives no undertaking to update this document or to correct any inaccuracies in it which may become apparent.

This document may refer to the past performance of investment interests. **Past performance is not a guide to current or future results.** The value of investment interests can fall as well as rise. Any capital invested may be at risk and you may not get back some or all of your original capital. In addition, any performance data included in this document does not take into account fees and expenses charged on issuance and redemption of securities nor any taxes that may be levied. Changes in exchange rates may cause increases or decreases in your return.

All statements other than statements of historical fact in this document are "forward-looking statements". Forward-looking statements are not guarantees of future performance. The financial projections included in this document do not represent forecasts or budgets, but are purely illustrative examples based on a series of current expectations and assumptions which may not eventuate. The actual performance, results, financial condition and prospects of an investment interest may differ materially from those expressed or implied by the forward-looking statements in this document as the projected or targeted returns are inherently subject to significant economic, market and other uncertainties that may adversely affect performance. UBP disclaims any obligation to update any forward-looking statement, as a result of new information, future events or otherwise.

It should not be construed as advice or any form of recommendation to purchase or sell any security or funds. It does not replace a prospectus or any other legal documents that can be obtained free of charge from the registered office of a fund or from UBP. The opinions herein do not take into account individual investors' circumstances, objectives, or needs. Each investor must make his/her own independent decision regarding any securities or financial instruments mentioned herein and should independently determine the merits or suitability of any investment. In addition, the tax treatment of any investment in the fund(s) mentioned herein depends on each individual investor's circumstances. Investors are invited to read carefully the risk warnings and the regulations set out in the prospectus or other legal documents and are advised to seek professional advice from their financial, legal and tax advisors.

The tax treatment of any investment in the Fund depends on your individual circumstances and may be subject to change in the future.

The document neither constitutes an offer nor a solicitation to buy, subscribe for or sell any currency, funds, product or financial instrument, make any investment, or participate in any particular trading strategy in any jurisdiction where such an offer or solicitation would not be authorised, or to any person to whom it would be unlawful to make such an offer or invitation.

Telephone calls to the telephone number stated in this presentation may be recorded. When calling this number, UBP will assume that you consent to this recording.

UBP is authorised and regulated in Switzerland by the Swiss Financial Market Supervisory Authority and is authorised in the United Kingdom by the Prudential Regulation Authority. UBP is subject to regulation by the Financial Conduct Authority and limited regulation by the Prudential Regulation Authority.

Any subscriptions not based on the funds' latest prospectuses, KIID, annual or semi-annual reports or other relevant legal document shall not be acceptable.

The Swiss representative and paying agent is Union Bancaire Privée, UBP SA, 96-98, rue du Rhône, P.O. Box 1320, 1211 Geneva 1 ("UBP"). The latest prospectus, articles of association, KIID and annual and semi-annual reports of the funds presented herein (the "Funds' Legal Documents") may be obtained free of charge from UBP.

The Funds' Legal Documents may also be obtained free of charge from UBP Asset Management (Europe) S.A., 287-289 route d'Arlon, 1150 Luxembourg, Grand Duchy of Luxembourg.

The Funds' Legal Documents may also be obtained free of charge from Union Bancaire Gestion Institutionnelle (France) SAS, 116, avenue des Champs-Élysées, 75008 Paris, France.